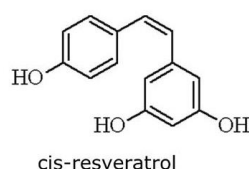
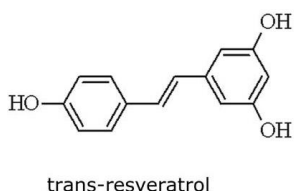
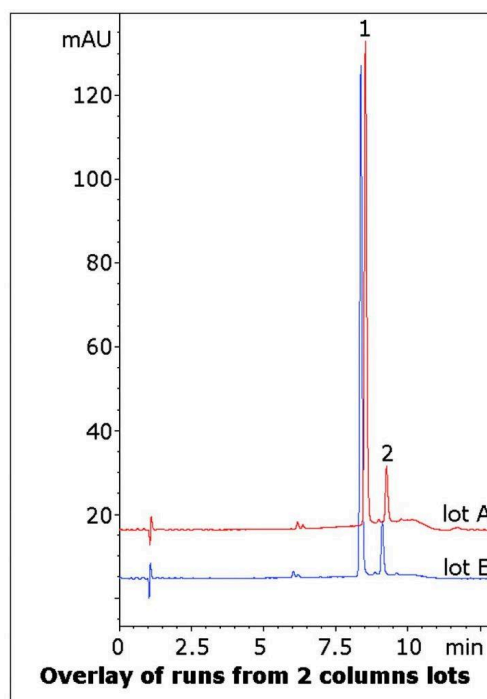


Resveratrol Isomers Found with HPLC - AppNote

Resveratrol Isomers Found in OTC Capsules

Two isomers of Resveratrol were observed using this simple Reversed Phase Method. Different capsules were analyzed and it was discovered that some had both isomers while the cis isomer was not detected in others (*data not shown*) .

The ability of this Method to Separate two Isomers is a good example of determining capsule to capsule consistency. In the figure below, data from two column lots are shown to illustrate the Method Robustness and Reproducibility.



Peaks:

1. trans-Resveratrol
2. cis-Resveratrol

Method Conditions

Column: Cogent Bidentate C18™, 4μm, 100Å

Catalog No.: 40018-75P

Dimensions: 4.6 x 75mm

Mobile Phase:

A: DI Water with 0.1% Formic Acid

B: Acetonitrile with 0.1% Formic Acid

Gradient:

Time (minutes)	%B
0	10
1	10
9	40
10	10

Post Time: 3 minutes**Injection vol.:** 1µL**Flow rate:** 1.0mL / minute**Detection:** UV @ 308nm

Sample Preparation: 100mg strength Resveratrol Capsule contents were added to a 100mL volumetric flask containing a portion of 50:50 Solvent A / Solvent B diluent. It was then sonicated 10 minutes and diluted to mark. After mixing, a portion was filtered with a 0.45µm Nylon Syringe Filter (MICROSOLV Tech Corp.).

t_o : 0.9 minutes

Note: Resveratrol is a natural product found in the skin of red grapes and other sources. Still unproven, it has been reported to have anticancer, anti-aging, cardio-protective, and anti-diabetic effects.



Attachment No 243 Resveratrol Capsule Analyzed with HPLC pdf 0.3 Mb [Download File](#)

Printed from the Chrom Resource Center

Copyright 2025, All Rights Apply

MicroSolv Technology Corporation

9158 Industrial Blvd. NE, Leland, NC 28451

Tel: (732) 380-8900

Fax: (910) 769-9435

Email: customers@mtc-usa.comWebsite: www.mtc-usa.com