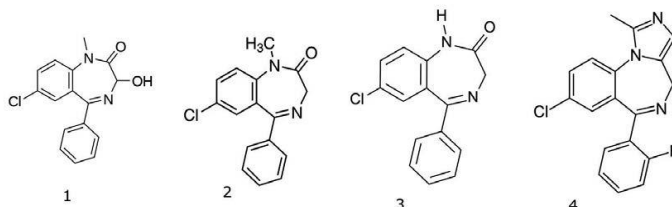
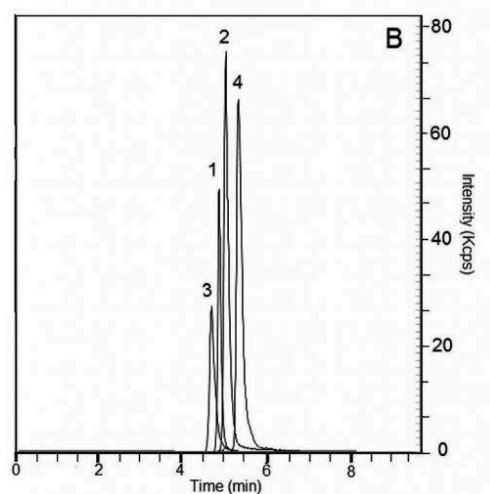
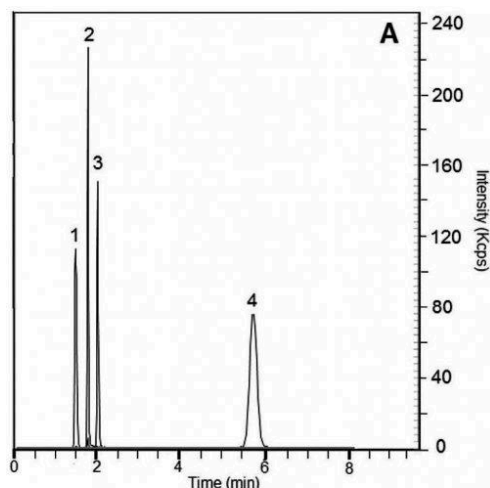


Benzodiazepines in Urine Analyzed Using RP and ANP HPLC - AppNote

Date: 8-MAY-2014 Last Updated: 27-JANUARY-2026

Two Types of Retentions are Described in this Application Note

The four analytes were successfully retained and baseline-resolved under both chromatographic conditions, as shown in Figures A and B. A change in retention order was observed between the two gradients, reflecting the different selectivity characteristics of ANP and RP modes. Additionally, overall peak intensities were approximately three times greater with Gradient "A" (ANP mode) compared to Gradient "B" (RP mode), indicating a substantially enhanced response under ANP conditions.



Peaks:

1. Temazepam 301.0739 m/z [M+H]⁺
2. Diazepam 285.0790 [M+H]⁺
3. Nordiazepam 271.0633 [M+H]⁺
4. Midazolam 326.0855 [M+H]⁺

Method Conditions

Column: Cogent Diol™, 4.4µm, 100Å

Catalog No.: [40060-05P-2](#)

Dimensions: 2.1 x 50mm

Mobile Phase:

A: DI Water with 0.1% Formic Acid (v/v)

B: Acetonitrile with 0.1% Formic Acid (v/v)

Gradient:

Figure A		Figure B	
Time (minutes)	%B	Time (minutes)	%B
0	85	0	10
6	70	6	10
7	20	7	50
9	20	9	50
10	85	10	10

Post time: 3 minutes

Injection vol.: 1µL

Flow rate: 0.4ml / minute

Detection: ESI – POS – Perkin Elmer AxION 2 TOF Mass Spectrometer

Flow rate: 0.4ml / minute

Sample Preparation: Extraction Method: Spiked urine sample was loaded into SPE cartridge I (*Clean Screen Xcel™* purchased from UCT Bristol, PA, USA) and eluted with 0.78mL of Acetonitrile, 200µL of 2-Propanol, 20µL of Ammonia. After the elution, the Sample was dried under Nitrogen gas and dissolved in 100µL of 50:50 Methanol / DI Water / 0.1% Formic Acid. Before injection, the 10ppm spiked Sample was filtered through a 0.45µm Nylon Syringe Filter (MICROSOLV Tech Corp).

Notes: Benzodiazepines are prescribed for conditions such as anxiety disorders, insomnia, seizures, and alcohol withdrawal. However, they also have potential for abuse as recreational drugs.

Attachments No 306 1,4-Benzodiazepines in Urine Analyzed using RP and ANP pdf 0.3 Mb

[Download File](#)

Printed from the Chrom Resource Center

Copyright 2025, All Rights Apply

MicroSolv Technology Corporation

9158 Industrial Blvd. NE, Leland, NC 28451

Tel: (732) 380-8900

Fax: (910) 769-9435

Email: customers@mtc-usa.com

Website: www.mtc-usa.com