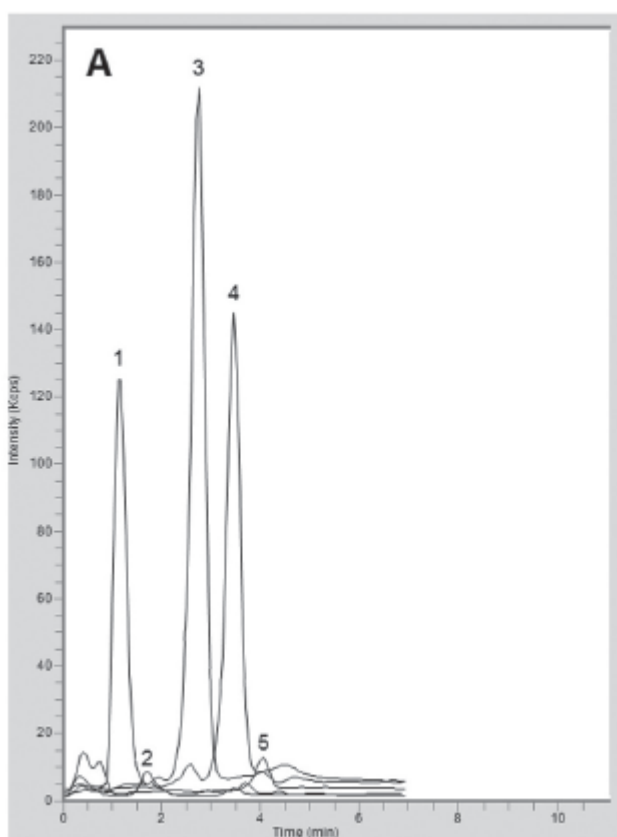


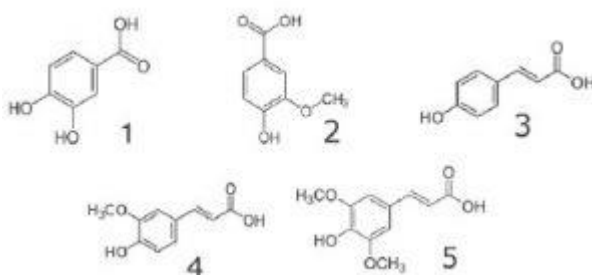
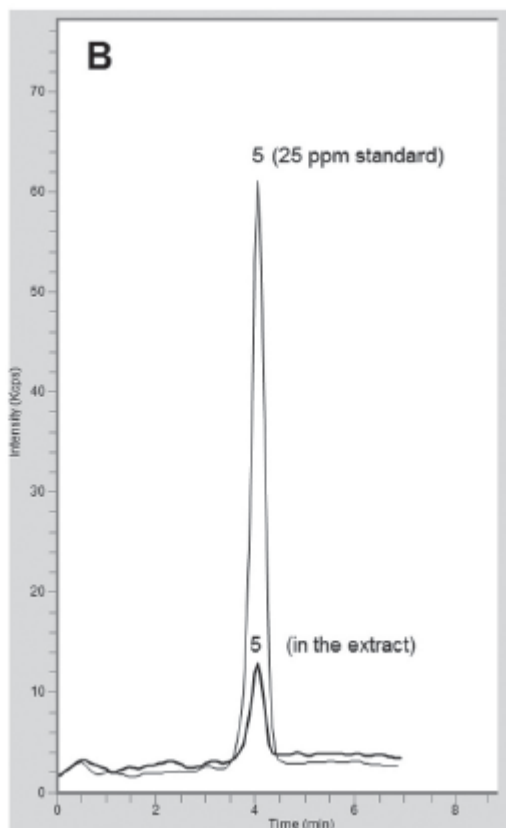
Phenolic Compounds Separated by LCMS - AppNote

Commercial Rice Extract Analyzed Easily.

Click [HERE](#) for Column Ordering Information.

A commercial rice extract was analyzed and peaks were assigned based on retention times and m/z values for the compounds of interest using the Cogent Phenyl Hydride Column . After method validation the developed procedure can be used to evaluate the quality of rice and to develop the best extraction procedure.





Peaks:

1. 3,4-Hydroxybenzoic Acid 153 m/z [M-H]⁻
2. Vanillic Acid 167 m/z [M-H]⁻
3. p-Coumaric Acid 163 m/z [M-H]⁻
4. Ferulic Acid 193 m/z [M-H]⁻
5. 3,5-Dimethoxy-4-Hydroxycinnamic Acid 223 m/z [M-H]⁻

Method Conditions

Column: Cogent Phenyl Hydride™, 4μm, 100Å

Catalog No.: [69020-05P-2](#)

Dimensions: 2.1 x 50 mm

Mobile Phase:

A: DI Water / 0.1% Formic Acid (v/v)

B: Acetonitrile / 0.1% Formic Acid (v/v)

Gradient:

Time (minutes)	%B
0	10
5	20

6 20

7 10

Post Time: 3 minutes

Injection vol.: 1 μ L

Flow rate: 0.4 mL/minute

Detection: ESI – NEG - PerkinElmer Flexar SQ 300 Mass Spectrometer

Samples:

Figure A: Commercial rice extract was analyzed.

Figure B: Peak of 3,5-Dimethoxy-4-Hydroxycinnamic Acid in commercial rice extract overlaid with the peak for 25 ppm standard.

t_o: 0.4 minutes

Note: Rice is a staple food in many countries. It contains phenolic compounds which have anticancer, antioxidant, and antimutagenic effects. It is important to analyze rice extracts to confirm the content of the phenolic compounds in rice.



Attachment

No 297 Phenolic Compounds Separated pdf 0.3 Mb [Download File](#)

Printed from the Chrom Resource Center

Copyright 2025, All Rights Apply

MicroSolv Technology Corporation

9158 Industrial Blvd. NE, Leland, NC 28451

Tel: (732) 380-8900

Fax: (910) 769-9435

Email: customers@mtc-usa.com

Website: www.mtc-usa.com